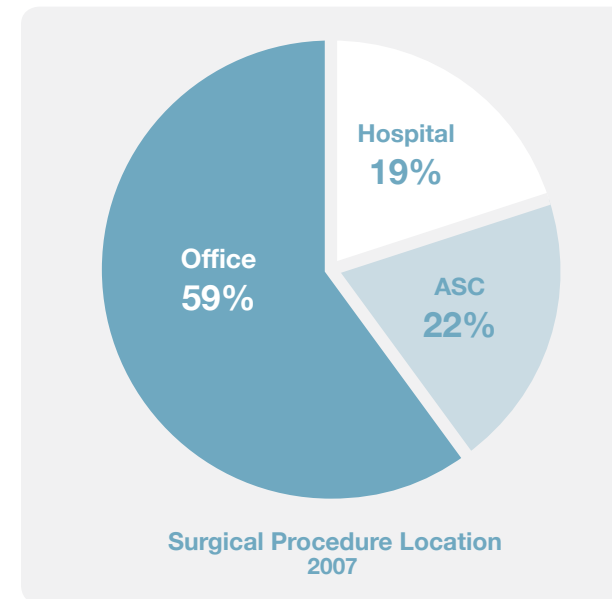




Barrier-Free® Power Procedures Chair

641





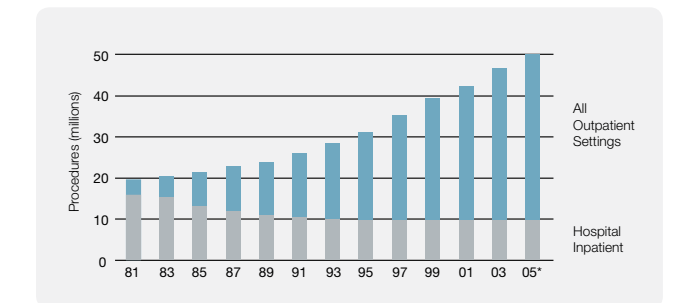
Source: American Society of Plastic Surgeons

Today, more than half of all surgical procedures are performed in office-based settings. Experts predict this percentage will continue to increase as healthcare professionals see ways to improve practice efficiency and profit.

Outpatient procedures are on the rise in the U.S.

The time to benefit from office-based procedures is now.

Is your office equipped for the future? The Midmark 641 offers the positioning, accessibility and patient comfort you require to perform a variety of procedures in your office – and it's affordable.



Source: Avalere Health analysis of Verispan's Diagnostic Imaging Center Profiling Solution, 2004, and American Hospital Association Annual Survey data for community hospitals, 1981-2004. *2005 values are estimates.

Positioning, accessibility, patient comfort... redefined

The number of outpatient procedures performed in the U.S. is rapidly increasing thanks to advances in anesthesia and innovations in surgical techniques. To meet evolving patient demands and to combat escalating healthcare costs, this trend will continue. The Midmark 641 Barrier-Free® power procedures chair offers versatile positioning, increased accessibility and better patient comfort to help meet these changing demands and allow you to perform procedures in your office efficiently and comfortably.



Easier, closer patient access without obstructions



Patient Accessibility

An ergonomically designed, extendable footrest can be easily adjusted for added patient comfort, better patient positioning, and access where you need it most. A trim patient support surface, slim back and seat, along with a sleek base provide greater accessibility so you can work closer to the patient with proper posture.



Side Rail Adjustment

A tuck away side rail for improved accessibility to the patient can easily be extended for mounting accessories. To adjust, simply loosen the knob, position the rail and tighten the knob.



Maximum efficiency, comfort and positioning

Unlimited adjustability of the Midmark 641 Barrier-Free® power procedures chair, compared to an exam table, enables you to better position the patient while providing an ergonomically correct posture throughout a procedure. Barrier-free access and a large range of motion are key features that allow optimum positioning of your patient so they remain calm and relaxed. A variety of patient support accessories and an adjustable headrest provide ideal head and neck positioning and more support for the patient, leading to less movement during procedures and increased comfort.



Elevated Flat position improves access and visibility to the patient's head, neck and torso.



Trendelenburg position is widely used as a first-line treatment of acute hypotension and/or shock.



Semi-Fowler position improves patient comfort and provides better ergonomics for the caregiver.



Barrier-Free low height of 19 inches allows easy patient access.

Optimal adjustability for patient positioning during procedures, patient support and caregiver ergonomics

Better ergonomics means less strain and fatigue.

The 641's four-axis power positioning delivers better ergonomics for the caregiver, while the 19" to 40" height adjustment makes it easy to facilitate a seated or a standing position. Powered multi-positioning movement of the seat, back and tilt gives you the flexibility of positioning patients where you need them – resulting in improved efficiency, productivity and ergonomics with less strain and fatigue.



Height adjustment

Accommodate taller patients with an adjustable headrest for improved patient positioning. Simply loosen the knob, move headrest to desired location and tighten the knob. Positive clamping action ensures stability. The headrest is also removable for greater versatility.

Redefining your practice, rethinking efficient workflow

From common lumps and bumps to more complex aesthetic procedures, the number of procedures performed in medical clinics is continuing to grow – and clinical workflows must evolve in order to accommodate. This requires a new way of thinking about patient-caregiver interaction and delivering efficient patient care. As the focal point of a procedure room, the Midmark 641 is designed to support this dynamic. It makes accessibility simple, leading to increased comfort for the patient while reducing the risk of injuries for caregivers, which can be costly to your practice.

As healthcare and its delivery systems evolve, so must your practice

Procedure rooms are being equipped with more and larger devices. Inefficiency results when having to move them to the patient. Optional rotation simplifies this task by allowing the patient to be repositioned instead of the device. The Midmark 641 also offers other time-saving features so you can easily adapt to the integration of new technologies, procedures and healthcare protocols within your workflow.



Wireless Foot Control



Wireless Hand Control

Wireless Controls

Remove cords and eliminate obstacles. Enjoy the freedom to locate your hand and foot control anywhere in the room without worrying about trip hazards or cords. A low battery audible indicator provides warning of approaching need for battery replacement.



Rotation

Exam and procedure rooms are being equipped with more and larger devices. Inefficiency results when moving these devices to the patient. Outfitting your procedures chair with the rotation option simplifies this task by allowing you to move the patient instead of the device to maximize efficiency.



Programmability

Enjoy the time savings of optional One-Touch positioning. Simply press a single button and all sections move simultaneously from chair (or current position) to flat position (or any programmed position) – giving you speed, efficiency and simplicity. This feature also allows you to store your four favorite positions.



Electrical Outlets

Optional hospital grade outlets (on each side) provide easy access to electrical power on the chair. Power your devices at the point of care and give your room a clean look with floor space free of power cords.

Thoughtful features for improved functionality

The Midmark 641 Barrier-Free® power procedures chair offers countless standard features and more than 30 accessories that provide versatile patient positioning with more support and comfort for you and the patient.

Versatile accessories for tailored set-up

A wide array of accessories is available for the Midmark 641 to meet the individual needs of your practice – enhancing your workflow and helping you deliver efficient patient care.



Standard Hand and Foot Controls Offer Versatility in Patient Positioning

Two ports allow connection of both the hand and foot controls, while the ergonomic design provides comfortable operation. The protective overlay on the foot control provides resistance to dirt and liquids, making it extremely easy to clean. Auto-Return (returns seat to lowest height) and QuickChair (returns chair to Barrier-Free entry position) offer secure, efficient patient dismounting.



Paper Roll Holder

The holder allows for an 18" x 3 1/2" paper roll in a traditional location right behind the headrest.



Premium Comfort System

Featuring an advanced elastomeric material stretched over a seat cutout, this system enhances patient comfort for a chair-like feel in a procedures table.

Patent No. US 7,376,991 B2



Foot Extension

Simply squeeze the recessed lever on either side to unlock and rotate to extend the table for taller patients. The extension is lightweight for easy operation and equipped with a safety system to prevent collision with the floor.



Chair Arms

Upholstered and contoured for comfort, the chair arms automatically lower with the chair back, offering patients a sense of security. Arms swivel and lock into different positions and are removable – all without the use of tools.

Accessories to meet all your needs

From a variety of headrests and armboards to other accessories, we have what you need to accessorize your procedure chair and enhance your practice.



Articulating Armboard
This armboard attaches to either side of the chair and supports the patient's arm during procedures and administering of IVs. Ball joint design permits multi-directional movement. Squeeze the lever, position the armboard and release the lever. Dimensions: 7" W x 24" L



Security Straps
Improve safety by securing the patient to the chair before, during and after a procedure. Security strap width and location are adjustable to accommodate different patient demographics.




Fixed Armboard
Similar to the articulating armboard, less the ball joint design and multi-directional movement. Height and side rail position adjustments only. Dimensions: 7" W x 24" L



Double Arm Instrument Tray
This tray holds instruments and supplies where they are needed most – close to the patient. It attaches to either side of the chair saving valuable floor space. The double arm design allows a wide range of motion. A single arm version is available.



Hand Surgery Armboard
This armboard attaches to either side of the chair and supports the patient's arm during arm and hand procedures. An adjustable leg extends to the floor for increased stability. An attachment clamp allows for rotary adjustment of armboard. Dimensions: 8 1/2" W x 26" L



IV Pole
This pole attaches to either side of the chair saving valuable floor space and is adjustable in height.



Casters
Locking casters provide mobility without sacrificing valuable floor space. The casters add 3 1/2" to minimum and maximum seat height and create space under the chair for Mayo stand legs.



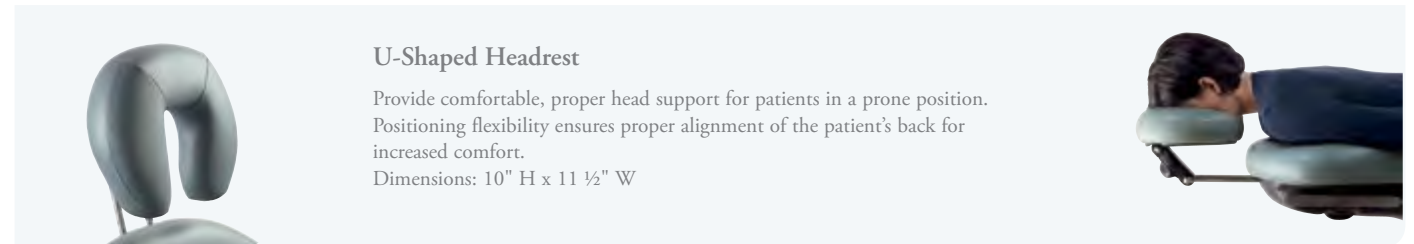
Wrist Rest Support
When supporting the patient's head during a procedure, reduce fatigue with these supports. Simply adjust up or down and pivot for optimum comfort.

641 headrest designs for a variety of uses




Headrest Interchangeability

Easily adapt to different requirements with tool-free interchangeability of several headrest designs. To detach, loosen the knob, rotate the headrest up and remove. To attach, align and engage, rotate the headrest down and tighten the knob.




U-Shaped Headrest

Provide comfortable, proper head support for patients in a prone position. Positioning flexibility ensures proper alignment of the patient's back for increased comfort. Dimensions: 10" H x 11 1/2" W



Flat Headrest

The flat surface prevents pooling of liquid and allows easier side-to-side head movement. Dimensions: 8" H x 9" W



Oval-Shaped Headrest

The oval, contoured surface increases patient comfort without sacrificing accessibility to the patient. Dimensions: 13" H x 13" W



Magnetic Headrest

Easily slide the contoured section of this headrest, which is held securely by magnets, anywhere along the flat section to achieve optimal positioning. Dimensions: 8" H x 10" W



Rectangular-Shaped Headrest

This headrest can accommodate larger patients and, during procedures, can serve as a resting location for arms. Dimensions: 12" H x 19" W

Specifications

Patient Weight Capacity:
450 lb (204 kg)

Height:
Minimum 19" (48.3 cm)
Maximum 40" (101.6 cm)

Seat Tilt Angle Range:
0° to 30°

Back Support Angle Range:
0° to 85°

Foot Support Angle Range:
0° to 90°

Optional Electrical Outlet Rating:
115 VAC, 3 amps

Electrical Ratings

115/230 VAC, 8.5/4.5 amps, 50/60 Hz
(for standard and rotation models)

115 VAC, 11.5 amps, 50/60 Hz
(for standard models w/outlets)

Safety Standards

UL 60601-1 and CAN/CSA C22.2
No. 601.1-M90

Options

Premium Upholstery Top:

Seamless design for easy cleaning

Ultra-Premium Upholstery Top:

Stitched, plush design for high-end
appearance and unparalleled comfort

Programmability: Four positions that
you customize to your needs

Electrical Outlets: Duplex, hospital
grade (on each side)¹

Rotation: Allows 350° of table rotation
and adds 3.5" to the minimum and
maximum seat height specifications

Accessories

Arms, chair⁵

Armboard, fixed

Armboard, articulating

Armboard, hand surgery

Caster base¹

Casters¹

Control, foot, disc-style

Control, wireless, linear-style²

Control, wireless, disc-style²

Cord, power, 3' length

Headrest, flat

Headrest, U-shaped⁴

Headrest, oval-shaped⁴

Headrest, rectangular-shaped⁴

Headrest, magnetic

Cover, foot section

Support, wrist rest

Tray, instrument, double arm³

Tray, instrument, single arm³

Pole, IV³

Rail, base

Screen, vision block³

Security straps

- ¹ – Not available on rotation models
- ² – Includes hand and foot control (with batteries)
- ³ – Requires base rail accessory
- ⁴ – Not compatible with wrist rest support accessory
- ⁵ – Interference with armboard accessories will likely occur



Perimeter contouring of patient support surface provides width in seat and foot sections and narrowness in back and head sections, satisfying patient comfort and physician accessibility.

Length measures 73" and can be increased to 79" by extending headrest.

Ultra-Premium upholstery shown.

Premium Solid Upholstery Colors

Blueberry-235

Cashmere Blue-239

Silver Sage-236

Terra Cotta-240

Fossil Grey-238

Tea Green-237

Black-312

Premium Pattern Upholstery Colors

Belagio-247

Capri-251

Siena-248

Treviso-252

Firenze-250

Tuscany-249

Ultra-Premium Solid Upholstery Colors

Ultra-Pacific Blue-241

Ultra-Sky-245

Ultra-Spruce-242

Ultra-Canyon-246

Ultra-Arctic-244

Ultra-Olivine-243

Ultra-Raven Wing-228

CARB 93120.2 Phase 2 Compliant

Midmark is an ISO 13485 and ISO 9001 Certified Company
For more information or a demonstration, contact your Midmark
dealer or call: 1-800-MIDMARK Fax: 1-800-365-8631
Outside the U.S.A. call: 1-937-526-3662 Fax: 1-937-526-8392
or visit our website at midmark.com

© 2007 Midmark Corporation
60 Vista Drive P.O. Box 286 Versailles, Ohio 45380-0286
Products subject to improvement changes without notice
Litho in U.S.A. 007-0648-00 Rev. E1 (5/13)

